

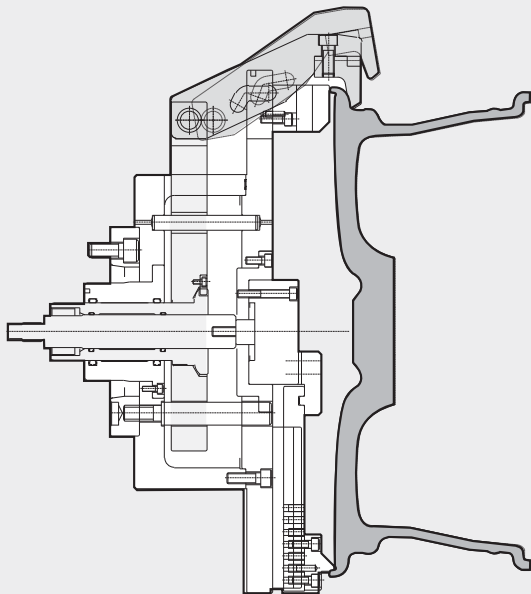

FWC 알루미늄 휠 척

Aluminum Wheel Chuck

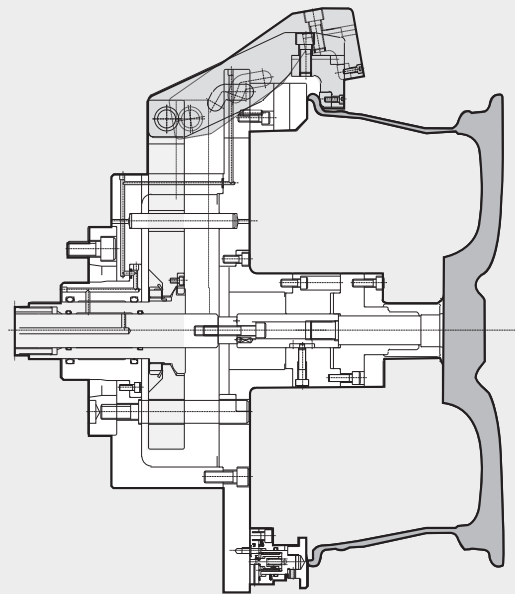


SPECIAL CHUCK

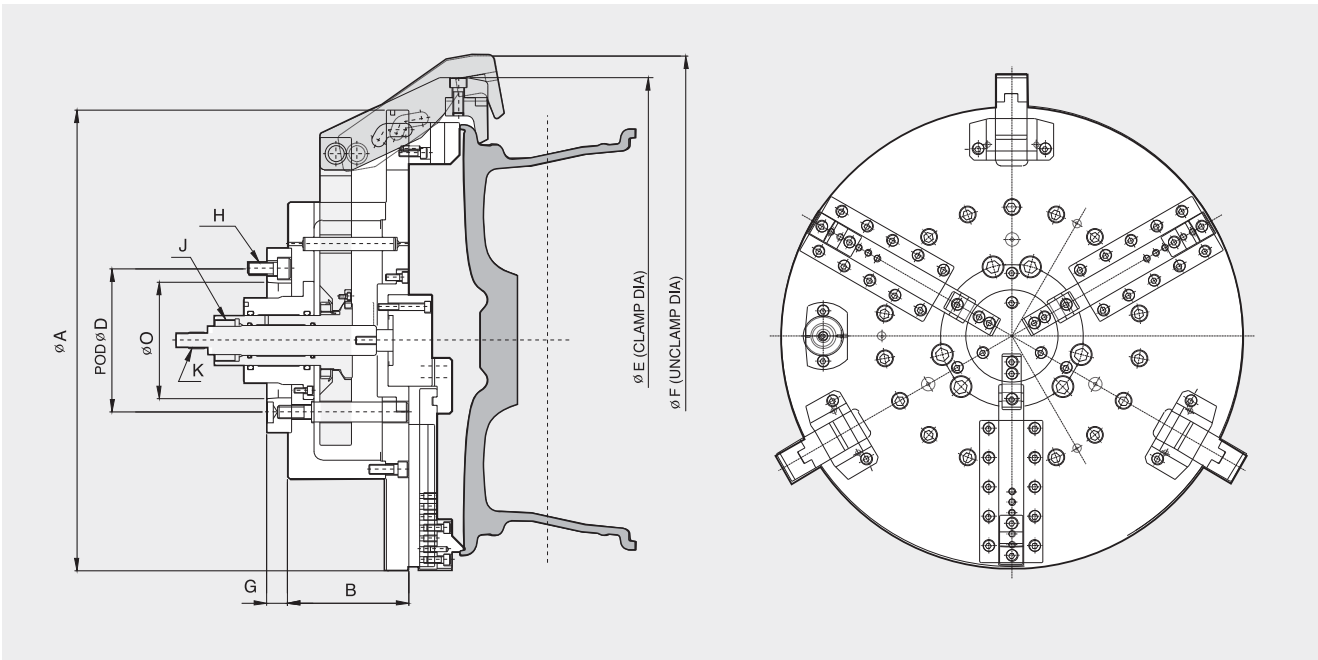
- Ideal for machining aluminum wheels
- Accommodates a variety of wheels by changing jaws and arms
- Lower weight increases efficiency and reduces down time
- 알루미늄 휠 가공에 적합
- 경량화로 효율성 높고 정지시간이 짧음
- 빠른 조 교환 가능



(OP#10)



(OP#20)



Cam Arm Dimensions

FWC-300					FWC-310						FWC-320			
JAW	Cam Arm				JAW	Cam Arm					JAW	Cam Arm		
	S	M	L	XL		S	M	L	XL	XXL		S	M	L
A	12	13	14	15	A	13	14	15	16	17	A	17	18	19
B	13	14	15	16	B	14	15	16	17	18	B	18	19	20
C	14	15	16	17	C	15	16	17	18	19	C	19	20	21.5
D	15	16	17	18	D	16	17	18	19	20	D	20	21.5	22.5

Dimensions / 치수표

	A	B	C(h°)	D	E	F	G	H	J	K
FWC-300	495	139.7	139.719	171.45			25	M16	M42	M24
FWC-310	550	145	196.87	235	Flexible		35	M20	M42	M24
FWC-320	660	199.5	196.87	235			35	M20	M42	M24

Specifications / 사양

	Clamping Force (kgf)	Max. Drawbar Pull (kgf)	Jaw Stroke mm(dia)	Plunger Stroke (mm)	Wheel Size Range (inch)	Max. Speed (r.p.m.)	Weight (kg)	GD ² (kgf·m ²)
FWC-300	970	3000	27	35	12 ~ 18	2800	120	2.4
FWC-310	970	3000	27	35	13 ~ 20	2200	160	3.5
FWC-320	970	3000	27	35	17.5 ~ 24.5	1800	240	7.5

	Wheel Size											
	12"	13"	14"	15"	16"	17"	18"	19"	20"	21.5"	22.5"	
FWC-300	0	0	0	0	0	0	0					
FWC-310		0	0	0	0	0	0	0	0			
FWC-320						0	0	0	0	0	0	